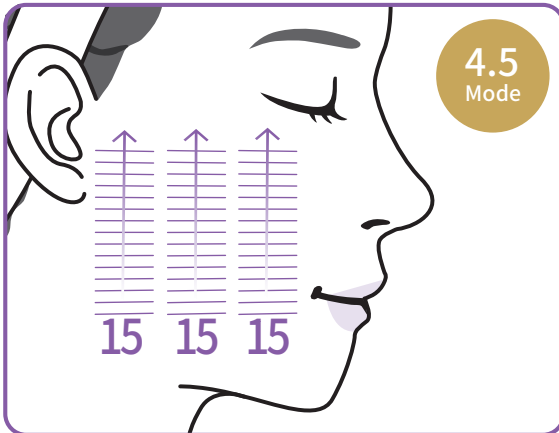


# DUALSONIC Professional User Manual

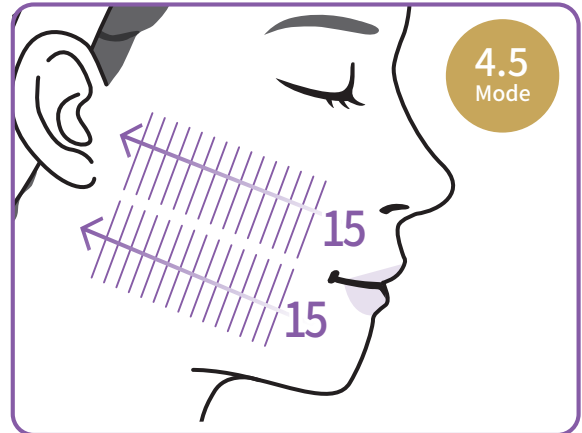
Treatment Protocol by Area

## 1. Cheek1 [vertical direction]



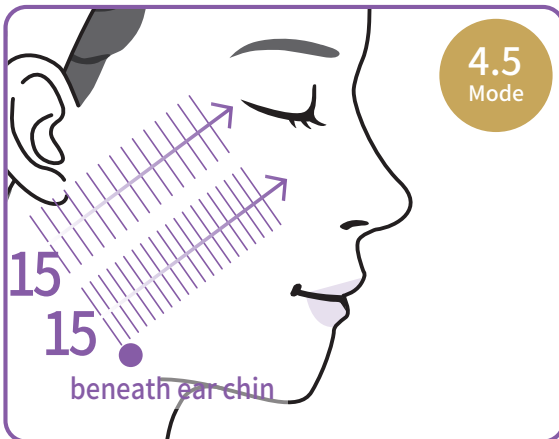
10 - 15 times from bottom to top using 4.5 mode

## 2. Cheek2 [horizontal direction]



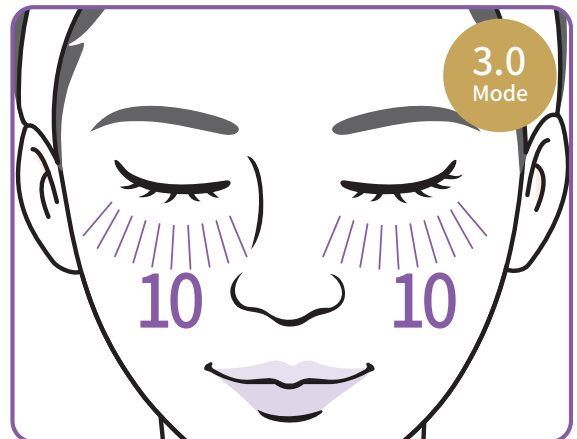
10-15 times from bottom to top using 4.5 mode

## 3. Cheek3 [diagonal direction]



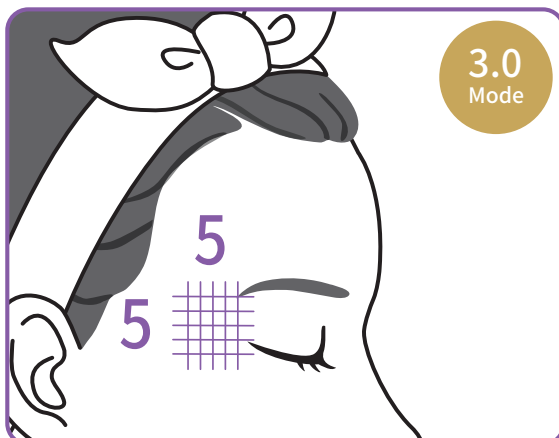
10~15 times using 4.5mode beneath ear and from the chin to beneath the eye like the arrows

## 4. Under Eyes



10 times using 3.0mode beneath bone line left and right 10times each  
(Caution! Usage above bone line may cause dark circles)

## 5. Side of Eyes



use horizontal / vertical 5times each using 3.0mode

## 6. Forehead

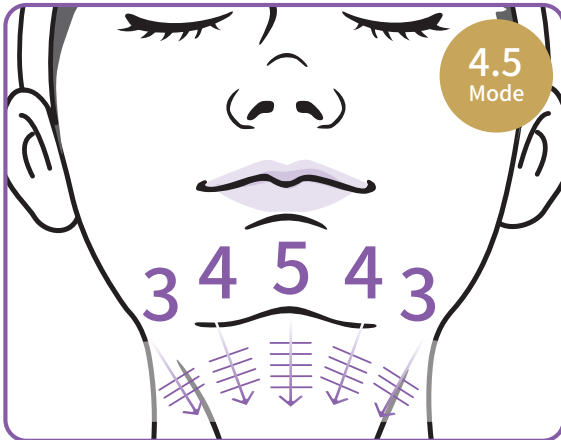


Left and Right 10 times each using 3.0mode  
(Caution! Glabella use forbidden.)

# DUALSONIC Professional User Manual

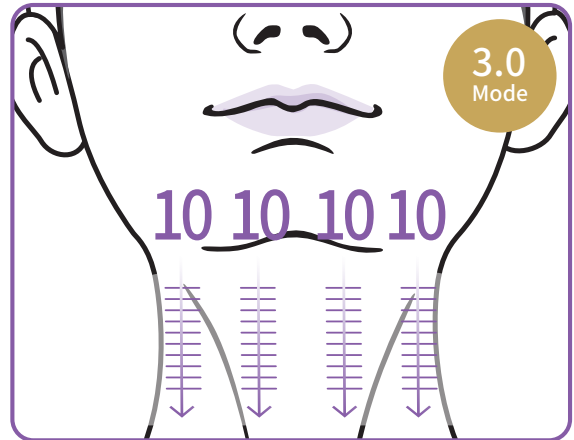
Treatment Protocol by Area

## 7. Submental



3~5times using **4.5mode** starting with the center of below the chin  
(Caution! Chin line use forbidden, Reference! prohibited use areas)

## 8. Neck



10~15times using **3.0mode**  
(Caution! Adam's apple line use forbidden, Some part of the skin is thinner than other parts and may be reddened. To avoid this, it is necessary to control the power.)

## 9. Eye Cartridge



After changing to the **eye cartridges**, rub along the bones below the eyes, and around the temple area.  
(Caution! Using above the bone under eyes are prohibited. Don't use eyeballs)

## Prohibited Use Areas Guidance

### Guide TIP

1. There may be a difference in effect depending on the skin condition and thickness
2. It may cause scratch on the skin when cartridge film is not in contact with skin

### ※ Prohibited Use Areas

Do not use on the glabella, eye, surroundings of the lips, chin line, and Adam's apple line.

